




10 = 





[www.katia.com](http://www.katia.com)

**KATIA**

**SUNSET**



10 = 



100



101



102



103




104



105



106



107



108



## SUNSET SHAWL

**MEASUREMENTS:** 65" (165 cm) wide x 27 1/2" (70 cm) long, approx

### MATERIALS

SUNSET: 1 ball col. 106

**Crochet hook:** E4 (U.S.)/(3.5 mm)

### Stitches

**Magic ring, chain st, double crochet, triple**

**crochet, single crochet:** (see basic instructions in our magazines or [www.katia.com](http://www.katia.com))

**Pattern st:** (see graph A)

### GAUGE

Using size E4 crochet hook in *pattern st*:

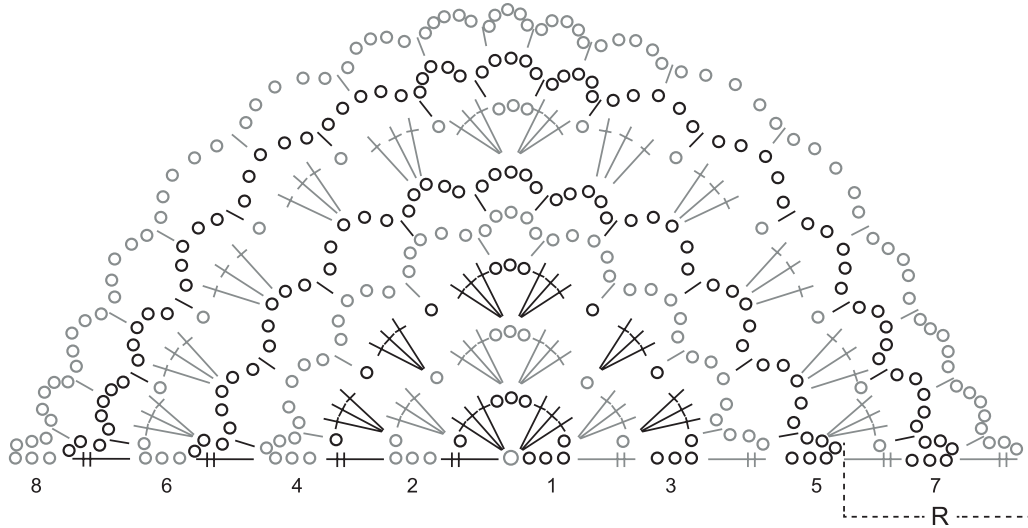
4 1/2 motifs and 8 rows = 4x4"

### INSTRUCTIONS

**Make** a *magic ring* and continue working in *pattern st* following graph A.

Use the whole ball of yarn then **cut** the yarn and **fasten off**.

## GRAPH A



R Repeat

o 1 chain st

l 1 single crochet

† 1 double crochet

≡ 1 triple crochet

